

Requirements for The Mueller Group, Inc. International Shipments

Dear Valued Supplier/Vendor,

As a strategic partner of The Mueller Group, Inc., we have a shared responsibility to ensure that all laws and regulations around importing goods and material into the United States are followed and complied with. As such and in an effort to comply with any and all requirements of the U.S. Customs and Border Protection (CBP), an agency of the Department of Homeland Security, The Mueller Group requires the following compliances from all suppliers and vendors on any and every international shipment into the United States on behalf of our company.

Requirements are:

- A Commercial Invoice must accompany any and every shipment to ensure proper valuation of goods in given currency and unit of measure
- A Packing List or Delivery Note must accompany any and every shipment and include all of the following information:
 - Purchase order number
 - Material part number and description
 - Quantity shipped and total number of packages per item
 - Country of origin per item
 - Harmonized Tariff Code (HTS)
 - Total shipment pieces/weight
- Any required labels or certificates of compliance must accompany the material for which it is for (ie. UL/CSA stickers, CE mark, etc.)
- ALL material in any and every shipment must be palletized on heat-treated or ISPM-15 pallets or cradles with the proper notation visible to the Customs Agent as required by CBP.
 - See attached examples for your reference
 - For a complete list of requirements and the most up-to-date regulations, please visit <https://www.cbp.gov/trade/basic-import-export> and reference the "Importing" tab

This document is valid without signature and replaces all former statements made by The Mueller Group concerning our compliance requirements of imported materials and shipments. Moreover, receipt of this communication will serve as your company's acceptance and agreement to comply with all of the requirements set forth above. Should your company fail to comply and/or violate any of these requirements, The Mueller Group reserves the right to invoice any costs, fines, damage, etc. back to your company. For additional information or questions, please contact sales@muellergroup.net.

We look forward to continuing our prosperous relationship in the new year and thank you in advance for your cooperation.

The Mueller Group
Rev. 7.0/Dec. '19

Small Company.
Smart Solutions.[™]

509 E. State Parkway | T: 847.882.4333 Toll Free: 888.882.4638
Schaumburg, IL 60173 USA | F: 847.882.9566 E-mail: sales@muellergroup.net
Web: www.muellergroup.net

REQUIREMENTS

1. Regulated Wood Packaging Material

These guidelines cover all forms of wood packaging material that may serve as a pathway for pests posing a pest risk mainly to living trees. They cover wood packaging material such as crates, boxes, packing cases, dunnage¹, pallets, cable drums and spools/reels, which can be present in almost any imported consignment, including consignments that would not normally be subject to phytosanitary inspection.

1.1 Exemptions

The following articles are of sufficiently low risk to be exempted from the provisions of this standard²:

- wood packaging material made entirely from thin wood (6 mm or less in thickness)
- wood packaging made wholly of processed wood material, such as plywood, particle board, oriented strand board or veneer that has been created using glue, heat or pressure, or a combination thereof
- barrels for wine and spirit that have been heated during manufacture
- gift boxes for wine, cigars and other commodities made from wood that has been processed and/or manufactured in a way that renders it free of pests
- sawdust, wood shavings and wood wool
- wood components permanently attached to freight vehicles and containers.

A mark indicating that wood packaging material has been subjected to approved phytosanitary treatment in accordance with this standard comprises the following required components:

- the IPPC logo
- a country code
- a producer/treatment provider code
- a treatment code using the appropriate abbreviation according to Annex 1 (HT , DH or MB).

Symbol

The design of the symbol (which may have been registered under national, regional or international procedures, as either a trademark or a certification/collective/guarantee mark) must resemble closely that shown in the examples illustrated below and must be presented to the left of the other components.

Country code

The country code must be the International Organization for Standards (ISO) two-letter country code (shown in the examples as “XX”). It must be separated by a hyphen from the producer/treatment provider code.

Producer/treatment provider code

The producer/treatment provider code is a unique code assigned by the NPPO to the producer of the wood packaging material or treatment provider who applies the marks or the entity otherwise responsible to the NPPO for ensuring that appropriately treated wood is used and properly marked (shown in the examples as “000”). The number and order of digits and/or letters are assigned by the NPPO.

Treatment code

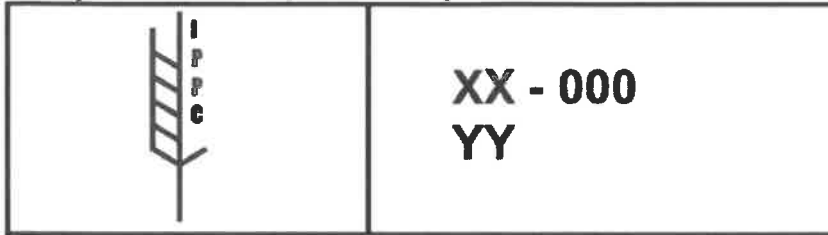
The treatment code is an IPPC abbreviation as provided in Annex 1 for the approved measure used and shown in the examples as “YY”. The treatment code must appear after the combined country and producer/treatment provider codes. It must appear on a separate line from the country code and producer/treatment provider code, or be separated by a hyphen if presented on the same line as the other codes.

Heat treatment using a conventional steam or dry kiln heat chamber (treatment code: HT

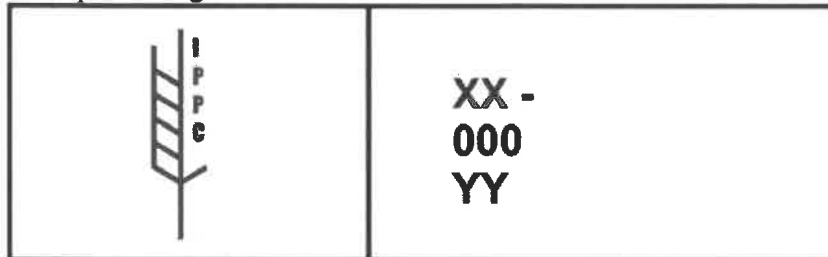
Heat treatment using dielectric heating (treatment code: DH)

Methyl bromide treatment (treatment code: MB)

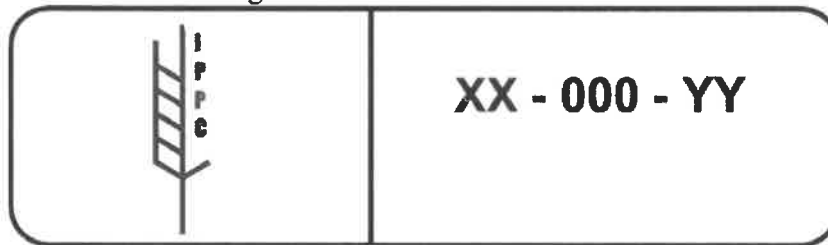
Example 1. Basic design of marking.



Example 2. Right-side elements stacked.



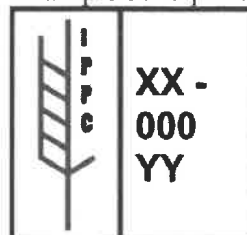
Example 3. Right-side elements in single lien. Box with rounded corners, which may be found with the other arrangements of the elements.



Example 4. Stenciled design. Usually inferred by the gaps on the box border and other elements. Arrangement of elements may vary.



Example 5. Square box instead of rectangular.



Example 6. Logo rotated 90° to the left. Right-side elements in one line.

